



POLK COUNTY, TEXAS

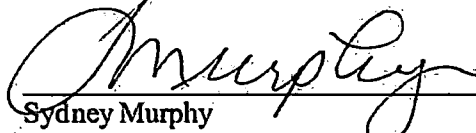
## CANVASS OF ELECTION

STATE OF TEXAS}  
COUNTY OF POLK}

WE, THE UNDERSIGNED MEMBERS OF COMMISSIONERS COURT DO  
HEREBY CERTIFY THAT THE FOREGOING IS A TRUE AND CORRECT  
RETURN OF THE GENERAL ELECTION HELD ON NOVEMBER 2, 2021.


WITNESS OUR HANDS THIS 9<sup>TH</sup> DAY OF NOVEMBER, 2021.

COUNTY JUDGE


  
Sydney Murphy

COMMISSIONERS:


PRECINCT #1

  
Guylene Robertson

PRECINCT #2

  
Ronnie L. Vincent

PRECINCT #3

  
Milton Purvis

PRECINCT #4

  
C. T. "Tommy" Overstreet

ATTEST:

  
Schelana Hock, County Clerk




Polk County, Texas

Constitutional Amendment Election

11/2/2021

Page 1



STATE OF TEXAS PROPOSITION 1

Choice	Party	Absentee Voting		Early Voting		Election Day Voting		Total	
For		129	89.58%	714	87.50%	1,290	86.81%	2,133	87.20%
Against		15	10.42%	102	12.50%	196	13.19%	313	12.80%
Cast Votes:		144	100.00%	816	100.00%	1,486	100.00%	2,446	100.00%
Undervotes:		3		9		19		31	
Overvotes:		0		0		0		0	

STATE OF TEXAS PROPOSITION 2

Choice	Party	Absentee Voting		Early Voting		Election Day Voting		Total	
For		103	72.03%	515	62.80%	845	57.21%	1,463	59.96%
Against		40	27.97%	305	37.20%	632	42.79%	977	40.04%
Cast Votes:		143	100.00%	820	100.00%	1,477	100.00%	2,440	100.00%
Undervotes:		4		5		28		37	
Overvotes:		0		0		0		0	

STATE OF TEXAS PROPOSITION 3

Choice	Party	Absentee Voting		Early Voting		Election Day Voting		Total	
For		97	66.44%	635	77.06%	1,191	79.88%	1,923	78.14%
Against		49	33.56%	189	22.94%	300	20.12%	538	21.86%
Cast Votes:		146	100.00%	824	100.00%	1,491	100.00%	2,461	100.00%
Undervotes:		1		1		14		16	
Overvotes:		0		0		0		0	

STATE OF TEXAS PROPOSITION 4

Choice	Party	Absentee Voting		Early Voting		Election Day Voting		Total	
For		89	62.24%	570	70.20%	970	67.27%	1,629	67.96%
Against		54	37.76%	242	29.80%	472	32.73%	768	32.04%
Cast Votes:		143	100.00%	812	100.00%	1,442	100.00%	2,397	100.00%
Undervotes:		4		13		63		80	
Overvotes:		0		0		0		0	




Polk County, Texas

Constitutional Amendment Election

11/2/2021

Page 2



STATE OF TEXAS PROPOSITION 5

Choice	Party	Absentee Voting		Early Voting		Election Day Voting		Total	
For		92	63.89%	580	71.69%	973	67.15%	1,645	68.48%
Against		52	36.11%	229	28.31%	476	32.85%	757	31.52%
Cast Votes:		144	100.00%	809	100.00%	1,449	100.00%	2,402	100.00%
Undervotes:		3		16		56		75	
Overvotes:		0		0		0		0	

STATE OF TEXAS PROPOSITION 6

Choice	Party	Absentee Voting		Early Voting		Election Day Voting		Total	
For		126	86.30%	738	90.11%	1,334	90.07%	2,198	89.86%
Against		20	13.70%	81	9.89%	147	9.93%	248	10.14%
Cast Votes:		146	100.00%	819	100.00%	1,481	100.00%	2,446	100.00%
Undervotes:		1		6		24		31	
Overvotes:		0		0		0		0	

STATE OF TEXAS PROPOSITION 7

Choice	Party	Absentee Voting		Early Voting		Election Day Voting		Total	
For		128	89.51%	763	93.62%	1,372	92.70%	2,263	92.82%
Against		15	10.49%	52	6.38%	108	7.30%	175	7.18%
Cast Votes:		143	100.00%	815	100.00%	1,480	100.00%	2,438	100.00%
Undervotes:		4		10		25		39	
Overvotes:		0		0		0		0	

STATE OF TEXAS PROPOSITION 8

Choice	Party	Absentee Voting		Early Voting		Election Day Voting		Total	
For		132	91.03%	764	93.40%	1,374	93.66%	2,270	93.42%
Against		13	8.97%	54	6.60%	93	6.34%	160	6.58%
Cast Votes:		145	100.00%	818	100.00%	1,467	100.00%	2,430	100.00%
Undervotes:		2		7		38		47	
Overvotes:		0		0		0		0	